

SHIN-NIPPON

Auto Lensmeter

SLM-5000

AUTO LENS METER SAL-5000

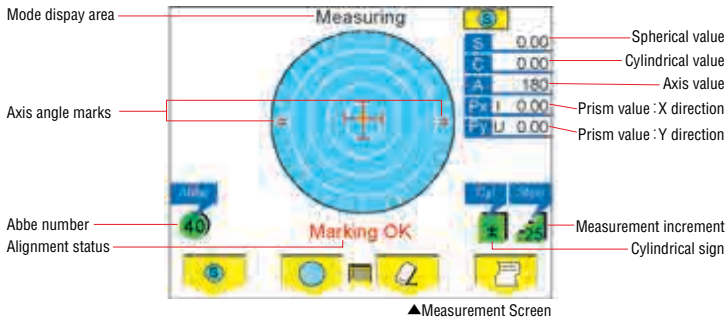


SHIN-NIPPON AUTO LENSMETER

SLM-5000

Color 5.7inch LCD screen

Color LCD screen produces superb colorful display of the measurement data and icons for easier identification to select your desired choices for the measurement.




Measurement of various lenses

Measurement of various lenses, such as single lens, multifocal lens, progressive lens, frame lens and contact lenses, can be performed.

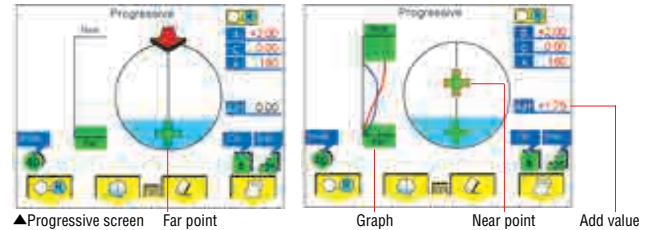
Easy lens plate without operating the lever

A troublesome lever does not need to be operated. Push the PUSH mark on the lens plate. The lens plate comes out. The lens plate always touches the bottom of the lens without operating the lever.



Automatic judgment for a progressive lens

You can automatically check whether the lens is a progressive lens or not. FAR POINT and NEAR POINT can be easily measured by directions and a graph display of color LCD screen.



Convenient contact lens measurement



If the convenient contact lens holder in the standard accessories is used, hard and soft contact lenses can be simply measured without touching by hand.

Cartridge-type marking pen

Uniform marking can be performed with a cartridge-type marking pen, and handling is also easy.

Printer is built in

Thermal Printer is built in. The measuring data can be printed if you push the print switch.

HI INDEX LENS measurement

You can select ABBE number to compensate the measurement for HI INDEX LENS.

RS-232C setting function

You can send the measurement data to an external computer through an interface. The data is sent using ASCII CODE.

Specifications

Measurement Range	Sphere	-25D~+25D	(0.01/0.12/0.25 step)
	Cylinder	0~±10D	(0.01/0.12/0.25 step)
	Axis	1~180°	(1°)
	Addition	0~+10D	(0.01/0.12/0.25 step)
	Prism	0~10△	(0.01/0.12/0.25 step)
Measurement wavelength	650nm		
Measurable lens	Unprocessed lens (diameter:90mm) Frame lens	} Single lens, multifocal lens, progressive lens	
	Hard contact lens		
	Soft contact lens		
Power supply	100~240V 50/60Hz		
Printer	Thermal printer (paper width 58mm)		
Monitor	Color LCD monitor (5.7inches)		
External Interface	RS-232C		
Dimension	200 (W) × 260 (D) × 443 (H)		
Weight	approx.5.2kg		

Standard accessories

Power cord, Contact lens stand, Rolls of printing paper, Printer shaft, Dust cover, Dust cloth.



• graftonoptical.com • sales@graftonoptical.com
 • Fax: 01923 246570 • Tel: 01923 233980